

Bahama

SCORE DATA%

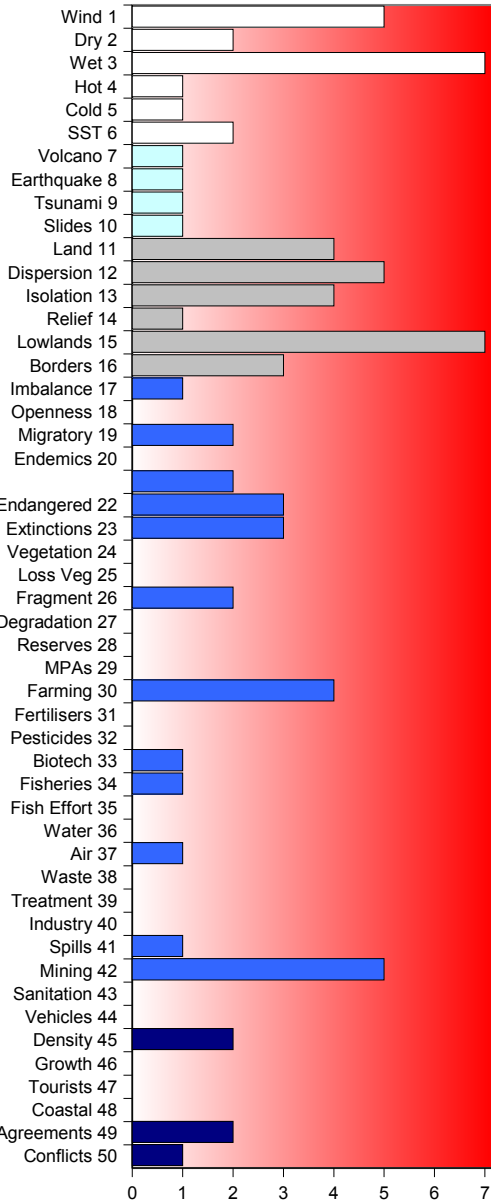
EVI

248

62

CLASSIFICATION:

At risk



Resilient ← Vulnerable
Blanks = No data or Not applicable;
EVI scores are 1-7

ASPECTS OF VULNERABILITY:

Hazards	2.18	53
Resistance	3.71	88
Damage	2.00	70

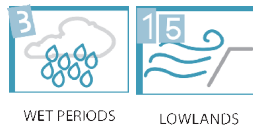
LEGEND FOR INDICATOR TYPES:

Weather & Climate	
Geology	
Geography	
Resources & Services	
Human Populations	

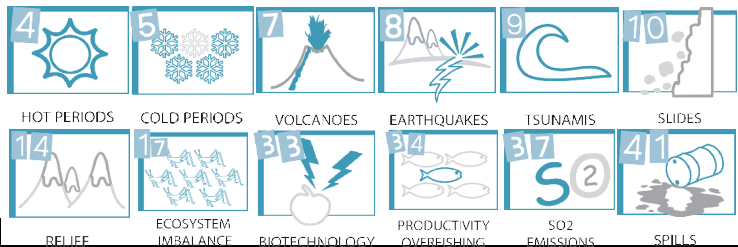
POLICY-RELEVANT SUB-INDICES:

Climate Change	3.60	77
Exposure to Natural Disasters	2.20	91
Biodiversity	3.00	68
Desertification	3.43	64
Water	3.67	23
Agriculture / Fisheries	2.40	53
Human Health Aspects	1.00	17

ISSUES OF GREATEST ENVIRONMENTAL VULNERABILITY:



ISSUES OF LEAST VULNERABILITY OR GREATEST RESILIENCE:



CHANGES SINCE LAST EVALUATION None, this is first assessment